

Colyton Caterpillars  
Newsletter  
October 2020  
January 2021



Welcome back after Christmas!

This Half Term we will be looking at Language , problem solving , the world around us and the changing seasons.



[www.colytoncaterpillars.co.uk](http://www.colytoncaterpillars.co.uk)



## When Children Play with blocks they are learning...

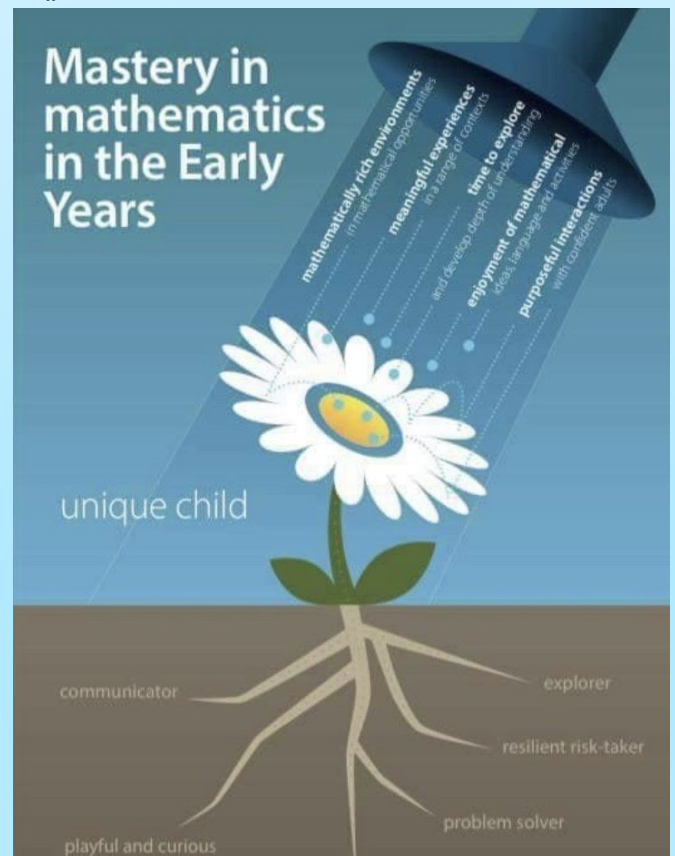
shape, height, colour, size, patterns, symmetry, quantity, numbers, weight, order, classification, sorting, sequencing, co-operation, co-ordination, concentration, collaboration, leadership, fine motor skills, trial and error, spatial awareness, pretending, negotiation, persistence, cause and effect, directionality, addition, subtraction, multiplication, division, fractions, imagination, logical reasoning, measurement, prediction, estimation, experimentation, creative thinking, self expression...

## Stories to share at home:



## Why learning Maths

## Is important for young children!?



This half term our challenge is to share lots of books and visit your local library.



## **Dates for your Diary**

First day of term is the 4<sup>th</sup>  
January 2021

-----

Monday 1<sup>st</sup> February- Star  
Gazing evening, with hot  
chocolate @ Caterpillars-  
6.30pm

-----

## **Story of the week**

Please check our window  
display for our story of the  
week.

There will be key words  
surrounding the story. This  
will also be shared on our  
Facebook page for you to learn  
and discuss with your children  
at home.

-----

## **Useful Numbers**

Colyton Primary School-  
01297 552231

Seaton Primary School-  
0129720922

Uplyme Primary School-  
01297442210

Kilminster Primary School-  
0129732762

Shute Primary School- 0129733348

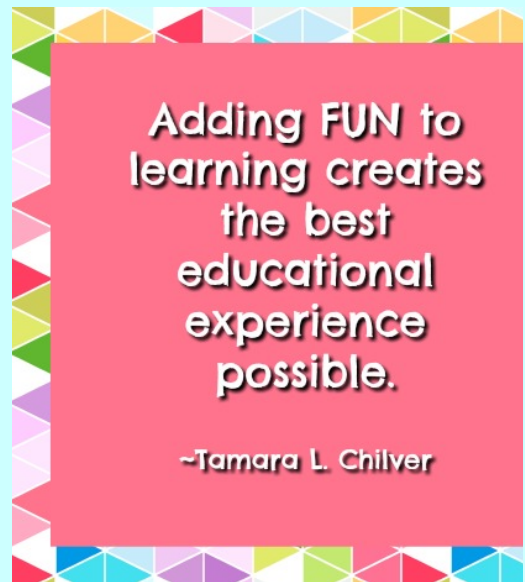
Charmouth Primary School-  
01297560591

## **Additional Dates**

4<sup>th</sup> January first day back  
22<sup>nd</sup> January math's morning  
and activities to take home  
too!

7<sup>th</sup> February Tempest  
Mother's day photos  
11<sup>th</sup> February Read a story  
day!

Half term 15<sup>th</sup> - 19<sup>th</sup>  
February





## Lunch Menu

Monday

- Beans on toast
- Rice pudding



Tuesday

- Cheese ham vegetable sticks with fresh bread
- Yoghurt

Wednesday

- Cheese on toast
- Fruit salad


Thursday

- Flat bread with hummus and veg sticks
- Yoghurt

Friday

- Eggs on toast
- Apple cake and ice cream





# PLAY DOUGH Recipe

## Ingredients:

1 cup flour  
1/2 cup salt  
2 spoons of cream of tartar  
1 tablespoon of cooking oil  
1 cup of water  
food coloring

## Play Dough How-To

1. Combine the first four ingredients in a bowl.
2. Boil 1 cup of water and then add the food coloring.
3. Pour the cup of hot water to your mixture.
4. Stir, then knead until smooth.
5. On a non-stick pan (for easier stirring), cook your dough to get the consistency that you prefer. Tip: If the play dough is still sticky, just keep stirring and cooking it!