

Colyton Caterpillars

Newsletter

October 2019




[www.colytoncaterpillars.co.uk](http://www.colytoncaterpillars.co.uk)



Welcome back after half term!

I hope that you have all had a lovely half term.

Our topic this term is Winter, the seasons, landscapes, weather, celebrations, wildlife and embracing our local environment.



## Dates for your diary

Friday 22<sup>nd</sup> Nov –  
Tempest photos at  
9am

.....

Wednesday 4<sup>th</sup> Dec  
Christmas fayre  
(Caterpillars close at  
4pm)

.....

Monday 9<sup>th</sup> Dec  
Christmas play at  
Church 6.30pm

.....

Thursday 19<sup>th</sup> Dec  
Christmas party  
10.30am-12pm  
(party food list to  
follow)

.....

Friday 20<sup>th</sup> Dec  
Last day of term

.....

Monday 6<sup>th</sup> Jan  
First day back

## Potty training tip!

Fluids are really important. Children should have 3 whole cups of drink at 3 intervals throughout the day at approx. 200ml. Sipping drinks does not fill the bladder.



## School council

10 children form our school council each term, helping to make decisions, share views and express opinions!



## Useful Numbers

Colyton Primary School 01297 552231

Seaton Primary School 0129720922

Uplyme Primary School 01297 442210

Kilmington Primary School 0129732762

Shute Primary School 01297 33348

Charmouth Primary School 01279 560591

## Ideas to try at home!

- Discuss the seasons and experiences of the seasons
- Look at pictures of seasons
- Discuss what we wear in the season (keeping cool/warm/dry)
- Which is their favorite season?
- Counting leaves
- Leaf printing
- Throwing leaves
- Playing with ice cubes
- Nature walks
- Seasonal songs “I’m a little snowman” “Here we go around the mulberry bush”
- Making Christmas cards
- Posting cards
- Looking at the frost



## Office news

This half term runs from Monday 28<sup>th</sup> October until Friday 20<sup>th</sup> December.  
Our new term begins on Monday 6<sup>th</sup> January!



## Facebook

Follow us on Facebook for up to date activities and notices.

Colyton Caterpillars



We are now recycling crisp packets and pens as well as our usual recycling. These will be given to the primary schools recycling centre.



**Lunch menu**

									
									
	<b>Monday</b>		<ul style="list-style-type: none"><li>• Ham wraps with veg fingers</li><li>• Jelly and fruit platter</li></ul>						
	<b>Tuesday</b>		<ul style="list-style-type: none"><li>• Spaghetti bolognaise with garlic bread</li><li>• Rice pudding and fruit platter</li></ul>						
	<b>Wednesday</b>		<ul style="list-style-type: none"><li>• Tomato pasta bake with sweetcorn and peas</li><li>• Yoghurt</li></ul>						
	<b>Thursday</b>		<ul style="list-style-type: none"><li>• Cheese sandwiches with veg fingers</li><li>• Angel delight</li></ul>						
	<b>Friday</b>		<ul style="list-style-type: none"><li>• Fish fingers, chips and beans/peas</li><li>• Ice cream and tinned fruit</li></ul>						
									
									
									

## Learning outcomes

- The understanding of family celebrations and be able to talk about family events and sequence them
- Using descriptive language
- Exploring sensory trays
- Matching parts and objects together
- Show care and concern for living things

## Children's recipe




- 1) Heat the olive oil over a medium heat in a soup pot. Once hot, add the onions, stirring occasionally for 10 minutes. Add the garlic and cook for one more minute.
- 2) Blend whole tomatoes and the juices in the blender, adding in the onion and garlic. Blend till smooth.
- 3) Pour the pureed tomatoes into the soup pot and turn the heat to medium.
- 4) Stir in the cream and cook for 10 minutes. Add salt and pepper (optional)
- 5) Ladle the soup into bowls.
- 6) For extra flavor, stir in cubes of cheddar cheese and top with chopped basil!



## Ingredients

- 1 cup chopped onion
- 3 cloves garlic, crushed
- 1 tablespoon olive oil
- 1 28-ounce can whole tomatoes
- 1/2 to 3/4 cup cream
- Small bunch fresh basil, chopped
- Salt and pepper to taste
- 1 cup Cheddar cheese cubes, optional

Have a go at reading some of these seasonal stories...



Send us in some photos of the stories that you read at home – or bring them in for us to read at story time!